



New Opportunities with Old Optical Materials




Marko Lončar

John. A. Paulson School of Engineering and Applied Sciences

Harvard University

29 Oxford Street, Pierce Hall 107C, Cambridge, MA 02138

loncar@seas.harvard.edu; <http://nano-optics.seas.harvard.edu>

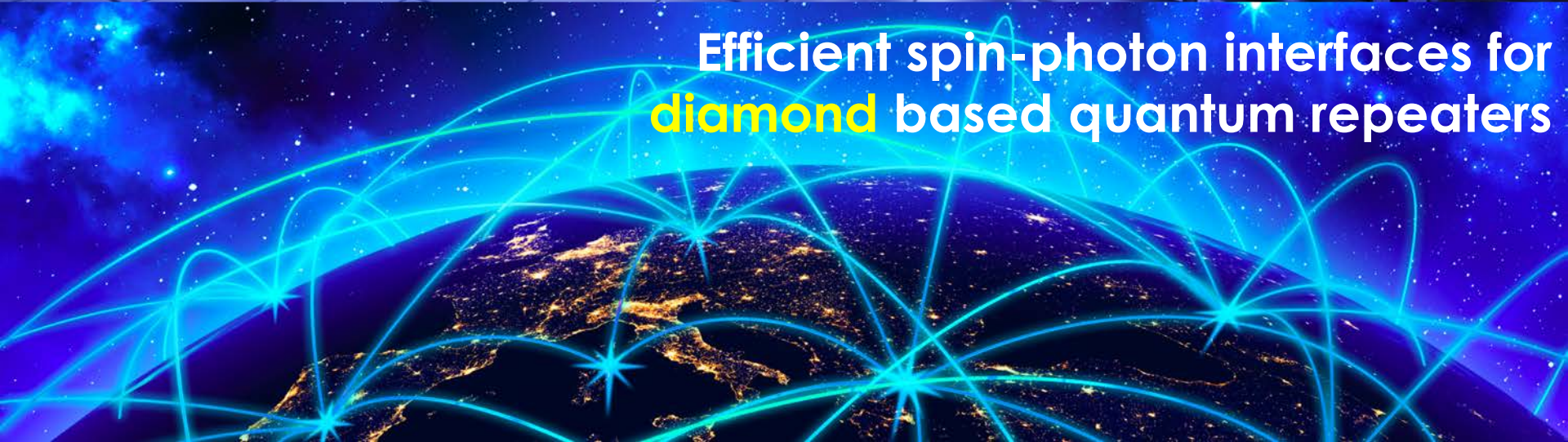




Topics to be discussed today...



Nanostructured **LiNbO₃**
for efficient optical interconnects



Efficient spin-photon interfaces for
diamond based quantum repeaters

Lithium Niobate

High refractive index
~ 2.2

Large diagonal $\chi^{(2)}$
nonlinearity ~ 30 pm/V

Wide transparency
window (0.4 – 5.5 μm)

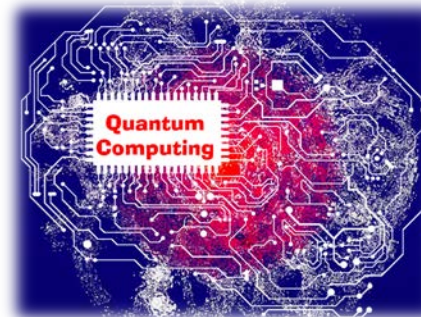
$$P = \varepsilon_0 \chi E + \varepsilon_0 \chi^{(2)} E^2 + \varepsilon_0 \chi^{(3)} E^3 + \dots$$

$\chi^{(2)}$ is essential for realization of :

- low-loss, highly linear, **electro-optic modulators**
- efficient **electro-optic frequency combs**
- **frequency converters & entangled photon pair sources**

When combined with its $\chi^{(3)}$ it becomes possible to realize **locked & self-referenced Kerr frequency combs**, with applications in:

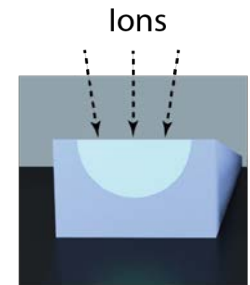
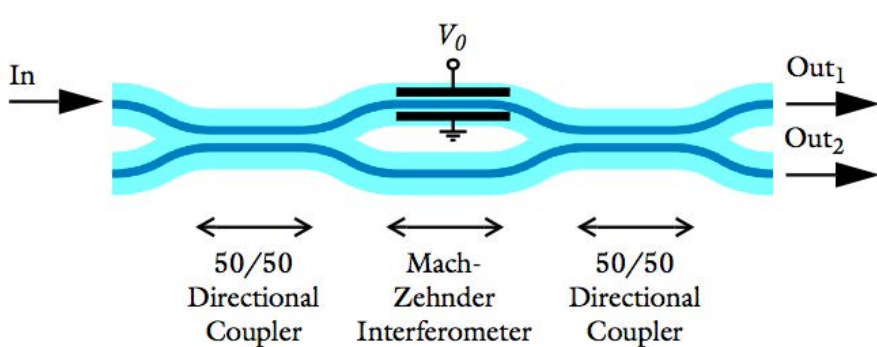
- spectroscopy
- precision measurements
- ...





Lithium-Niobate Modulators

the workhorse of optoelectronics!



- Ion-diffused core
- Intact LN cladding

The problem:

Lithium Niobate is inert & hard to etch,

therefore waveguides are defined by ion-indiffusion or proton exchange.


- ⇒ small index contrast between core and cladding (~ 0.02)
- ⇒ devices are bulky, non-scalable, expensive and require large driving voltage!
 - ⇒ expensive and power hungry amplifiers are needed
 - ⇒ large energy consumption per transmitted bit

The solution is simple... 😊


Figure out how to etch lithium niobate properly to realize ultra-low loss, highly integrated, lithium niobate photonics platform!

Approach

- Thin LN film on insulator wafers produced by NanoLN company, using smart cut process.



- Devices fabrication
 - e-beam lithography
 - reactive ion etching of LN
 - metal evaporation (contacts)
 - SiO₂ deposition (top cladding)



3dB/m

1 μm

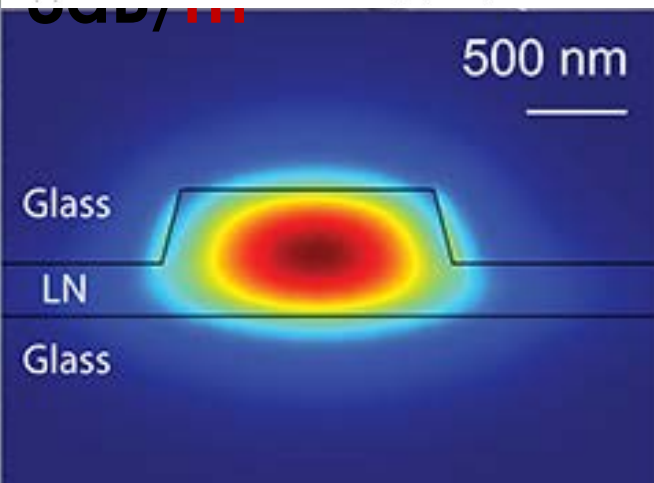
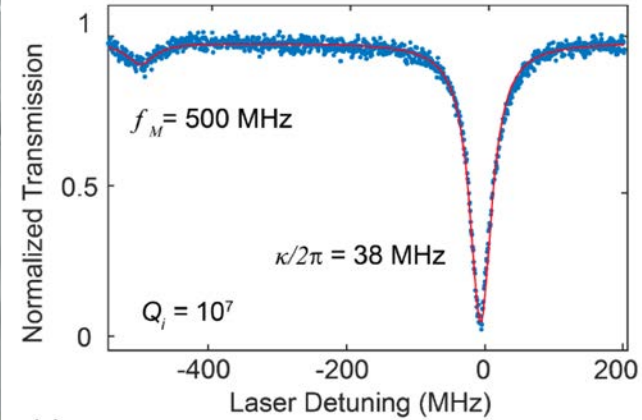
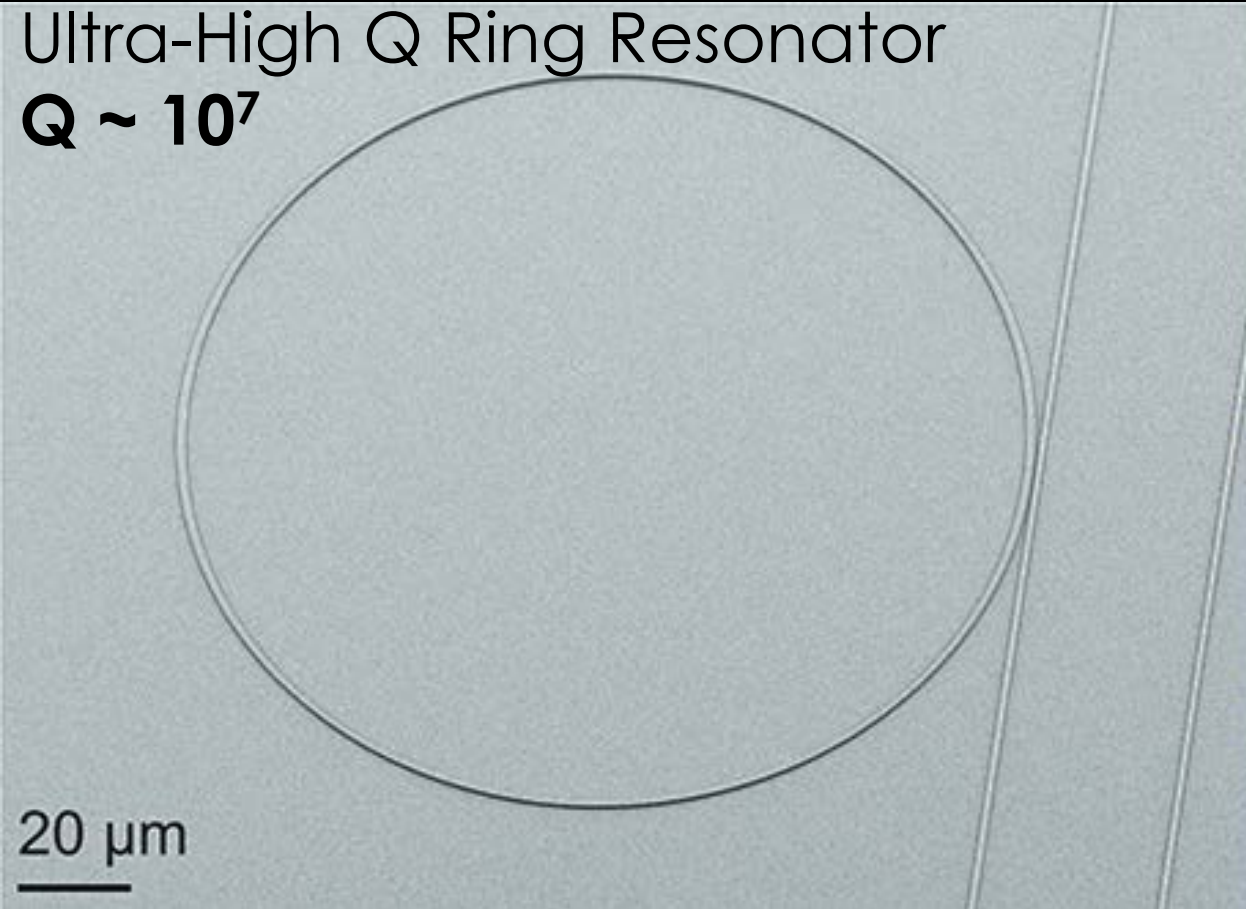
M. Zhang, et al.
Optica **4**, 1536 (2017)

Optimized etch!

- ⇒ Smooth sidewalls
- ⇒ Low loss!

another way to think about low loss: Ultra-High Q LN Cavities!

Ultra-High Q Ring Resonator $Q \sim 10^7$



$\lambda = 1.55 \mu\text{m}$:
cavity $Q \sim 10,000,000$
waveguide loss $\sim 0.03 \text{ dB/cm}$


M. Zhang, et al. *Optica*, **4**, 1536 (2017)

$\lambda = 630 \text{ nm}$:
cavity $Q \sim 11,000,000$
waveguide loss $\sim 0.06 \text{ dB/cm}$

B. Desiatov et al, *Optica*, **6** 380 (2019)



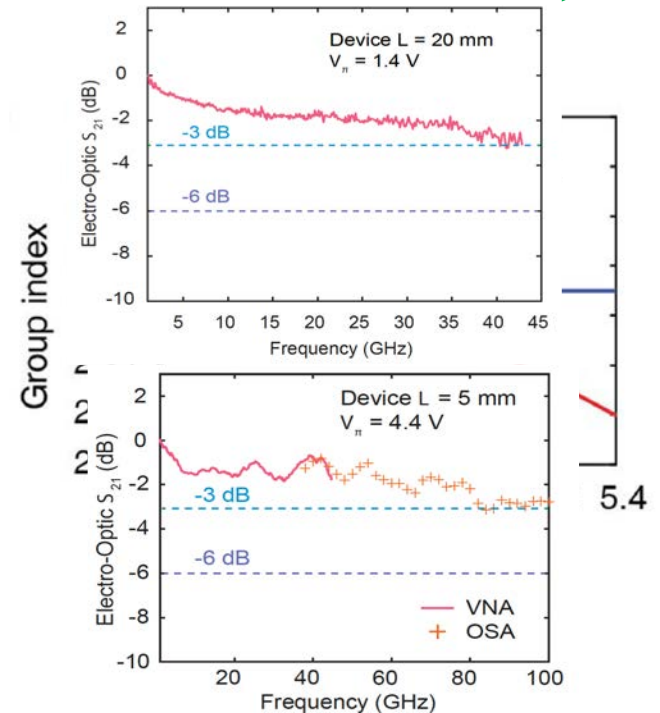
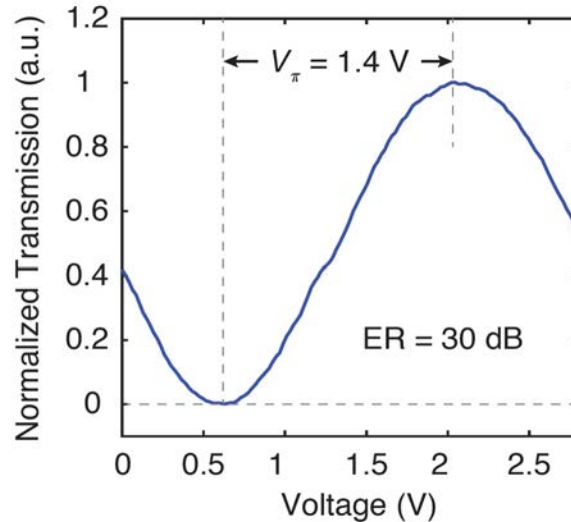
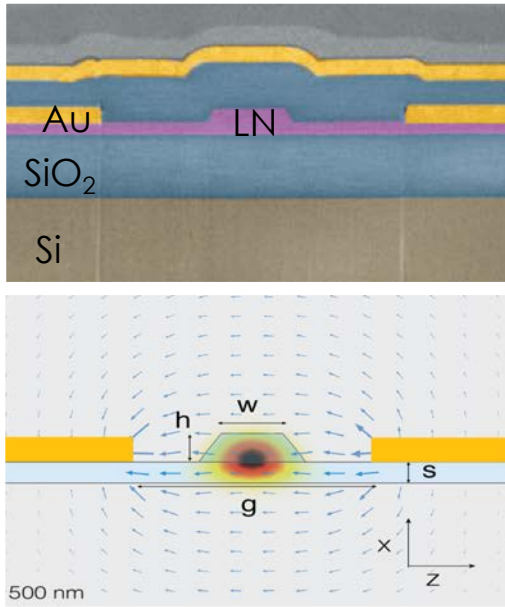
(travelling wave) Integrated LN Electro-Optic Modulators



Good overlap between microwave & optical fields

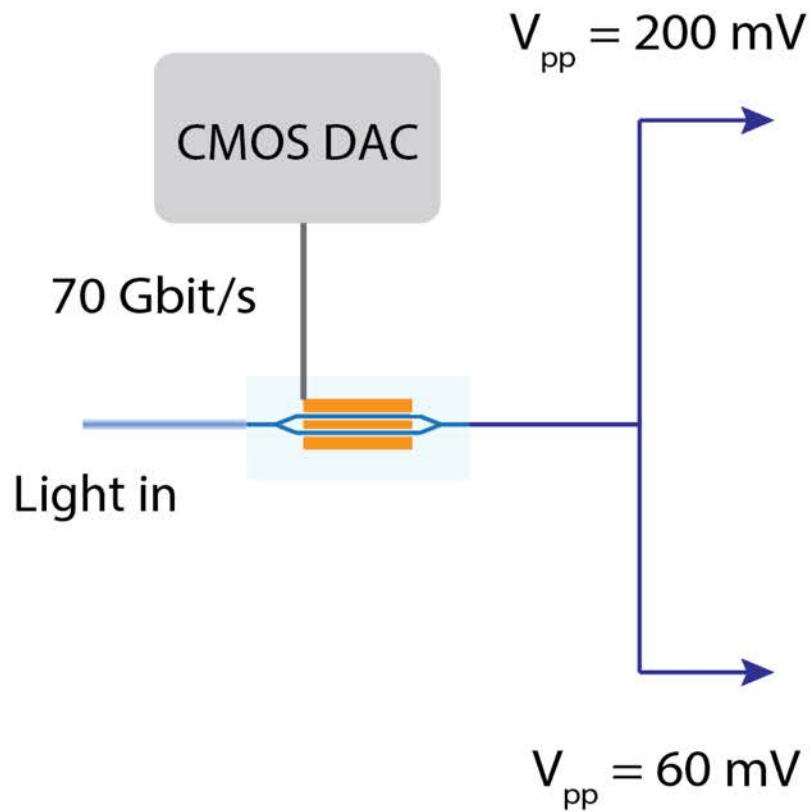
Good EO efficiency
 $V\pi L = 2.8 \text{ Vcm}$

EO bandwidth > 100 GHz
(limited by group velocity of optical & microwave signals)

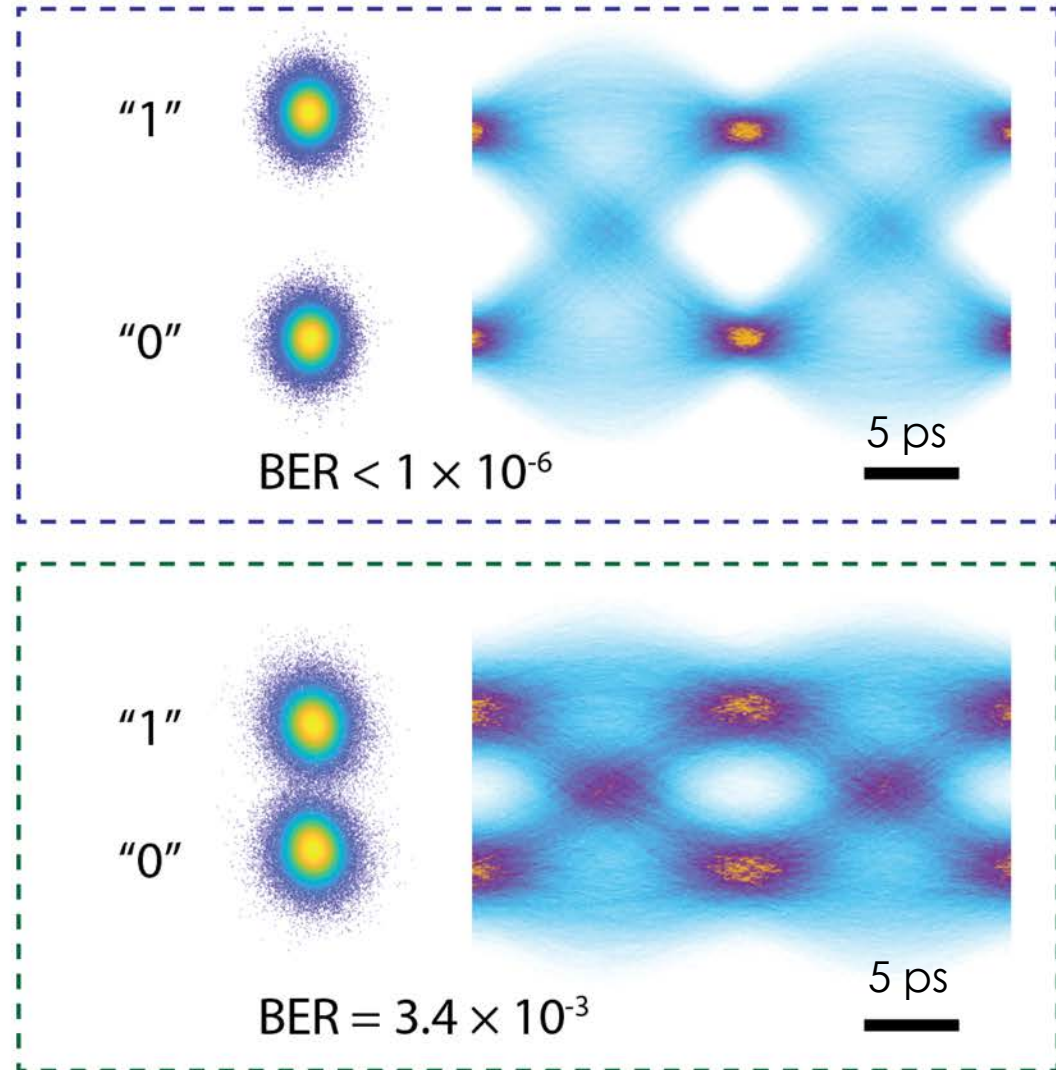




CMOS Driven Modulator!

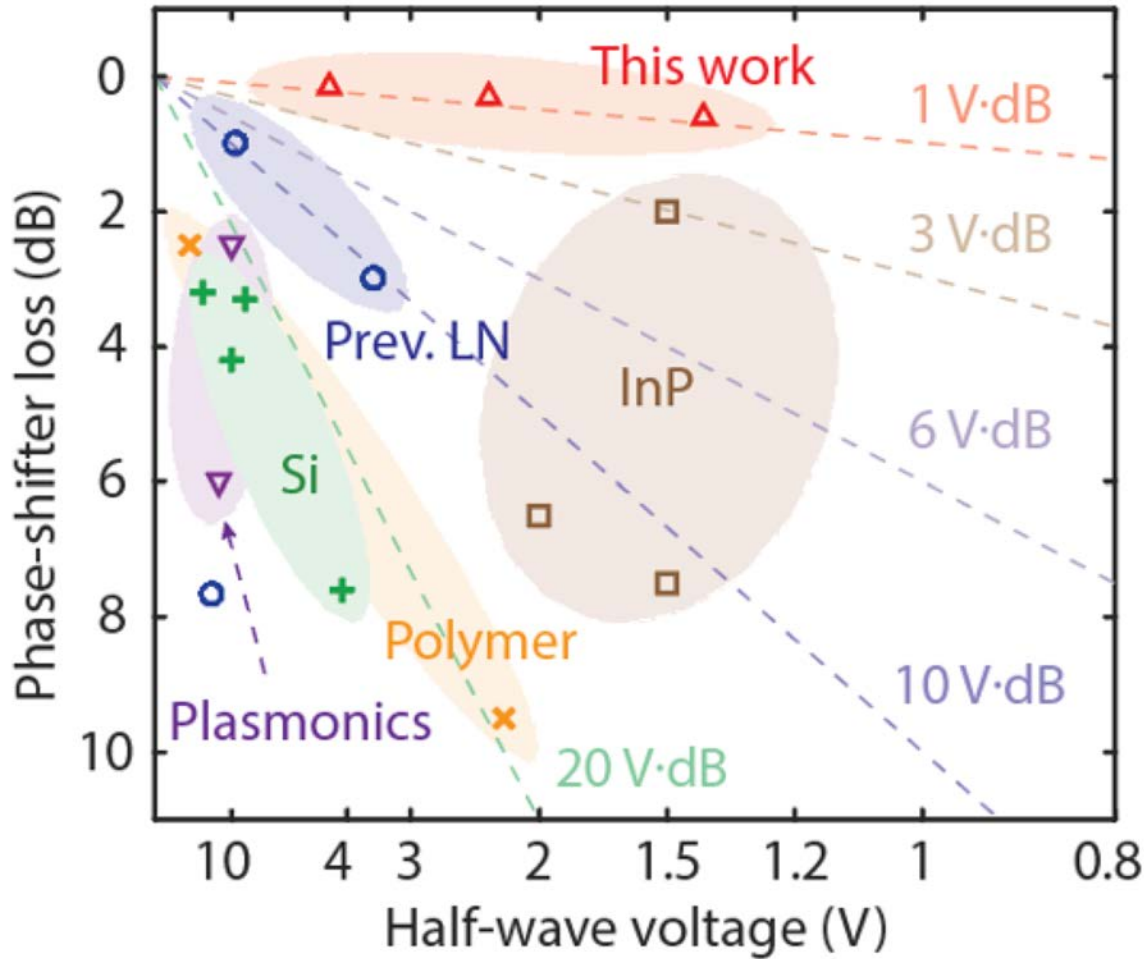


Electrical energy consumption:
~ 40 attoJoul / bit !!!

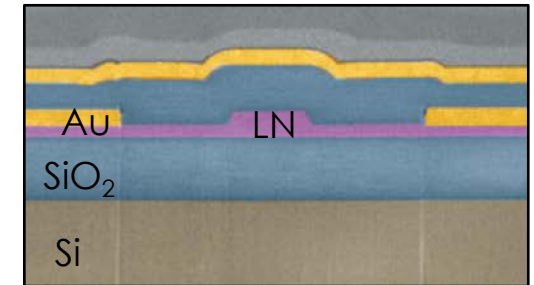




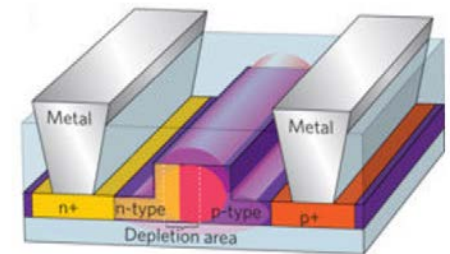
Comparison with Integrated Modulators



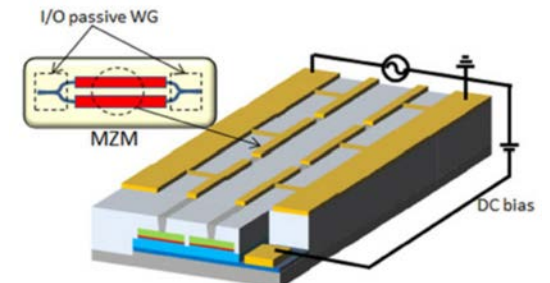
Integrated LN modulator



Silicon Photonics
Nature Photonics 4, 518 (2010)

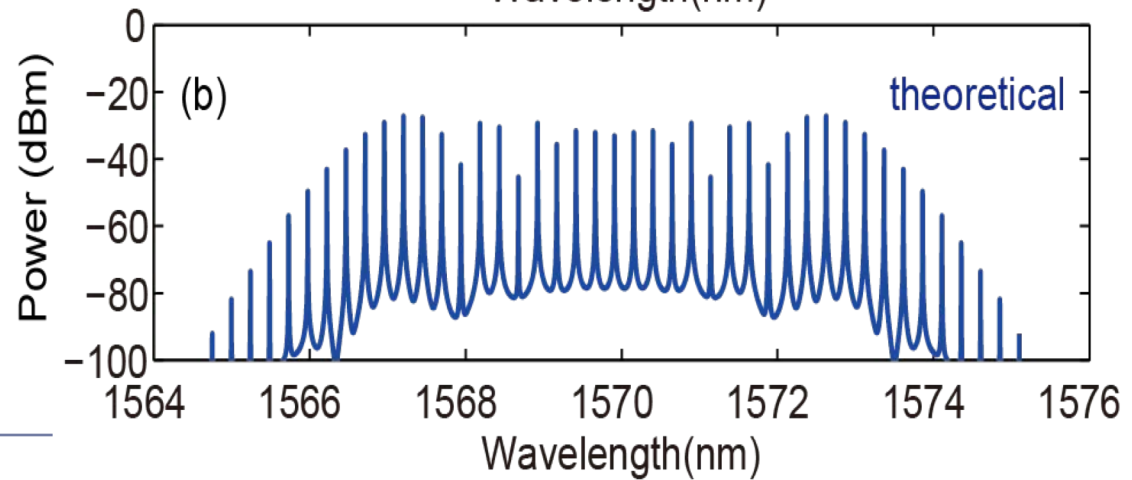
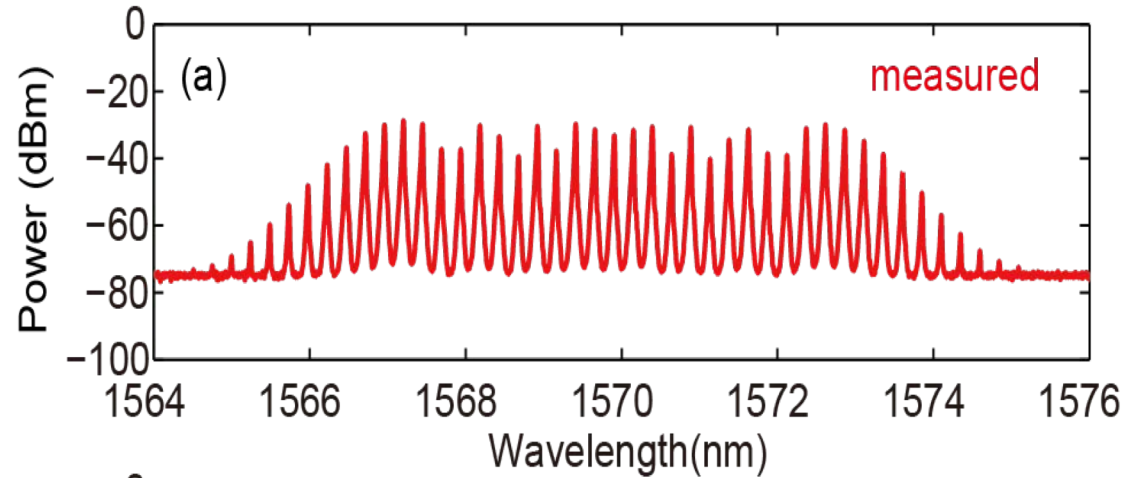
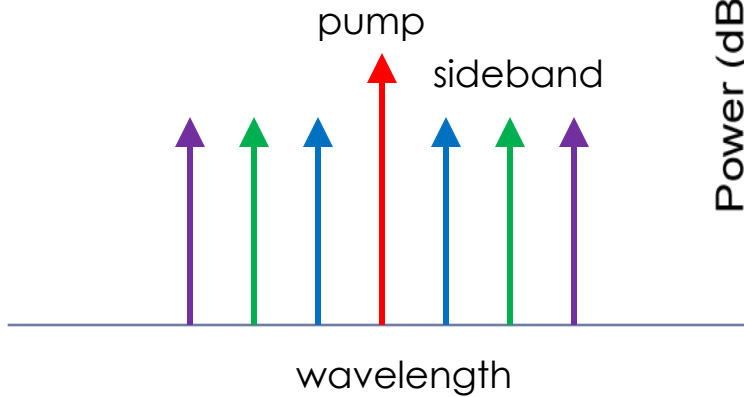
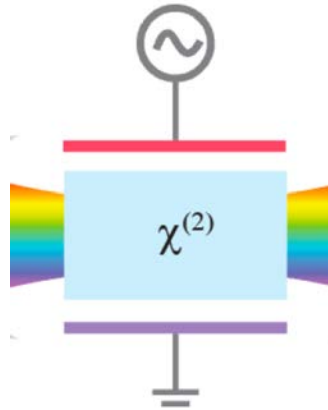


InP Photonics
JLT, 35, 1450 (2017)

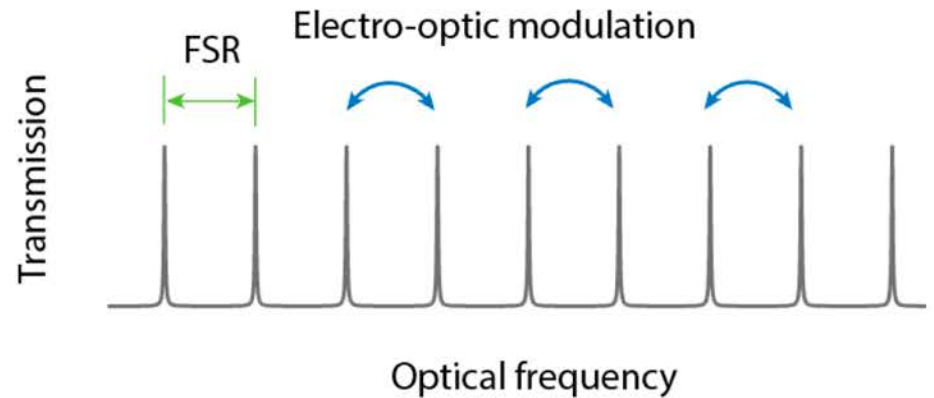
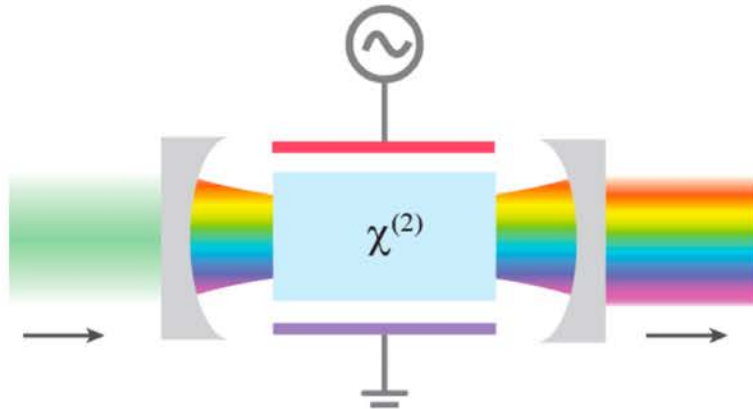




Electro-Optic (χ^2) Frequency Comb

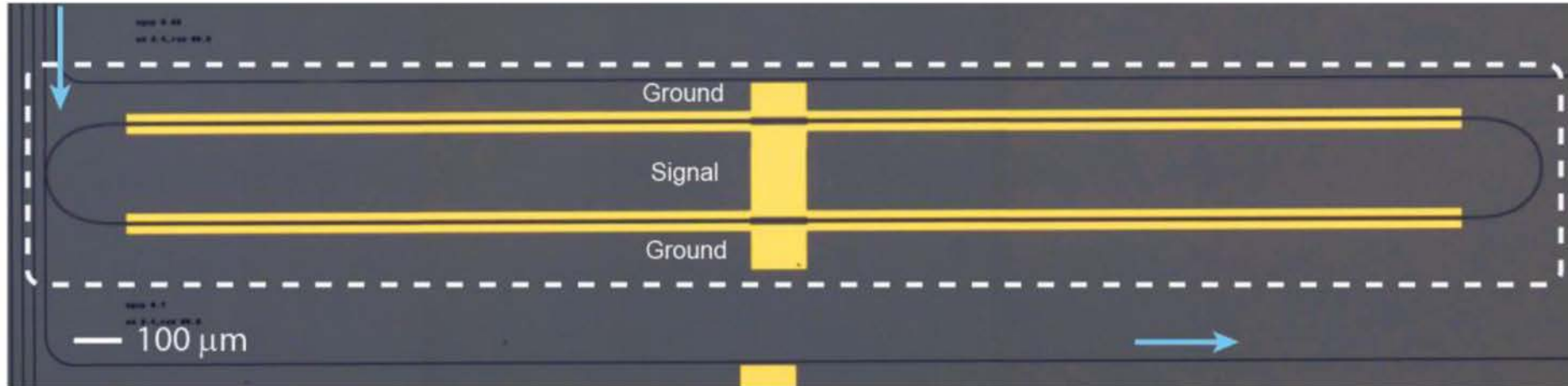


Electro-Optic (χ^2) Frequency Comb



The Idea:

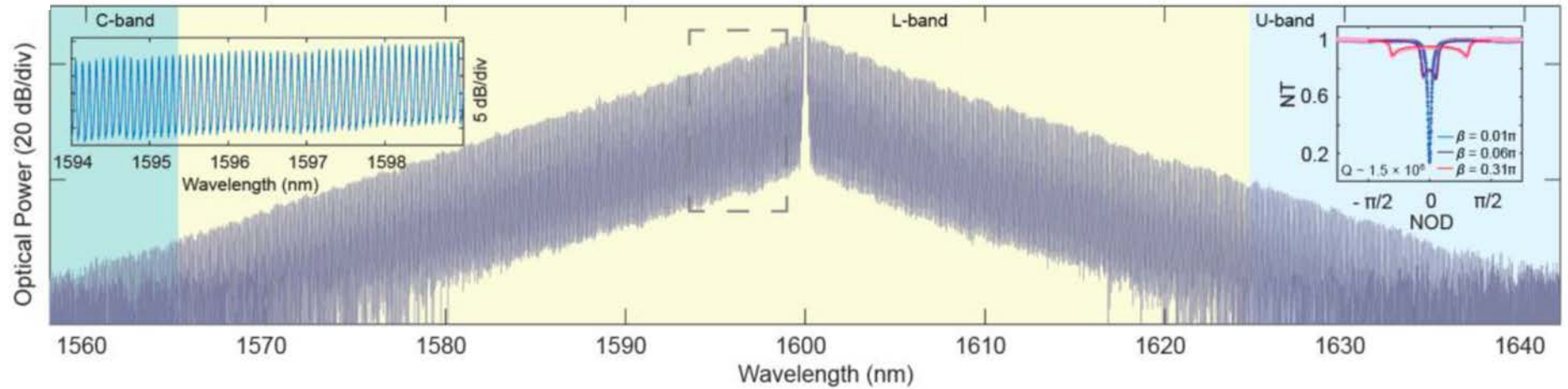
use the cavity to enhance the sideband generation process when **cavity FSR** matches the **modulation frequency**



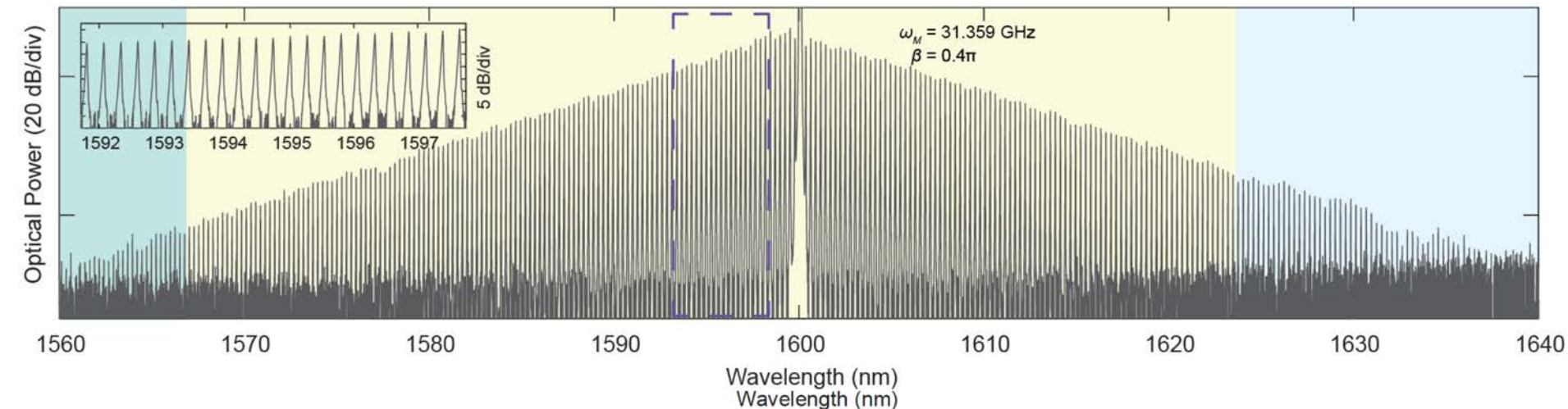


Electro-Optic (χ^2) Frequency Comb

10 GHz EO Comb: FSR = 10 GHz, RF drive = 10 GHz

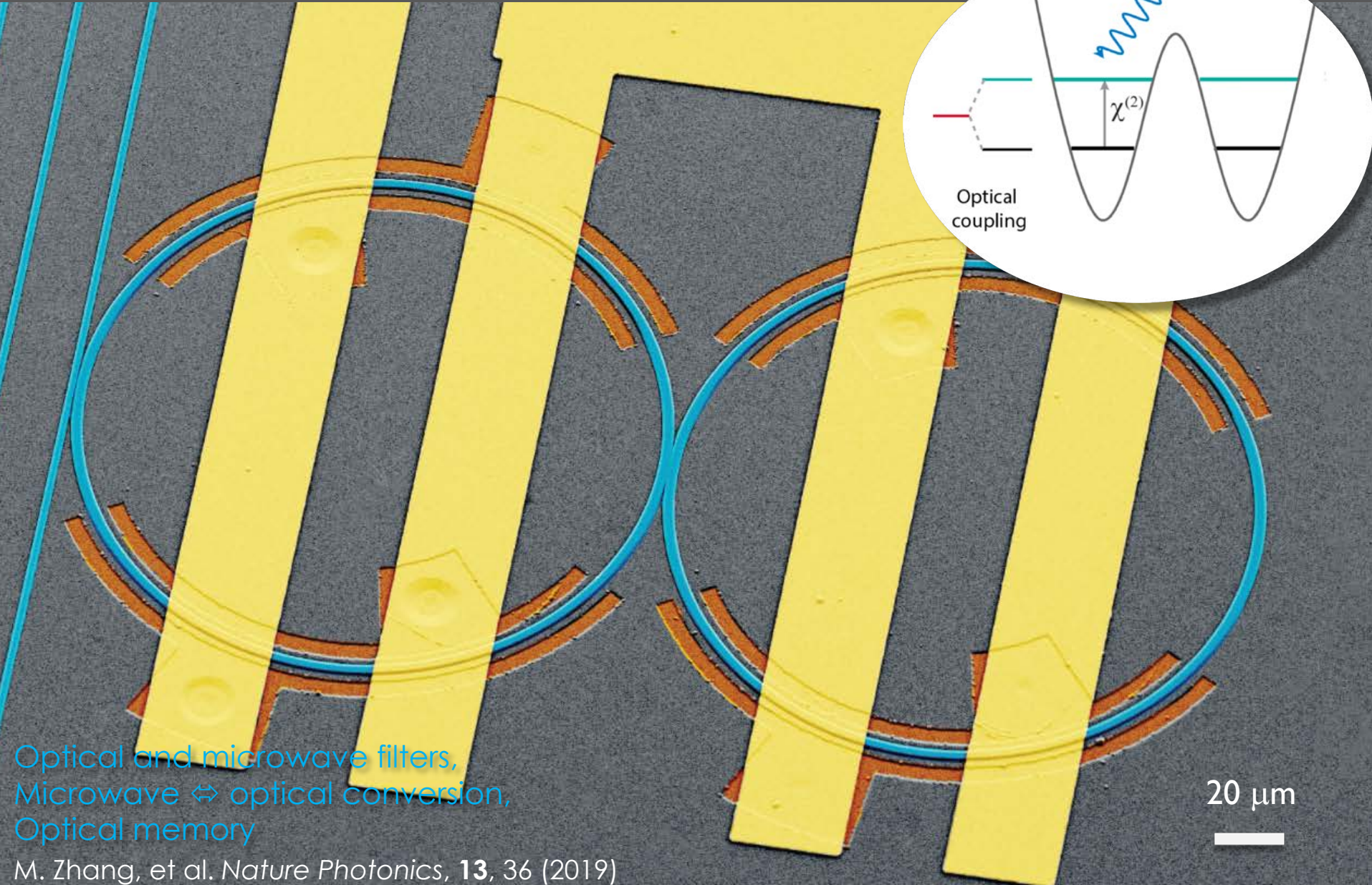
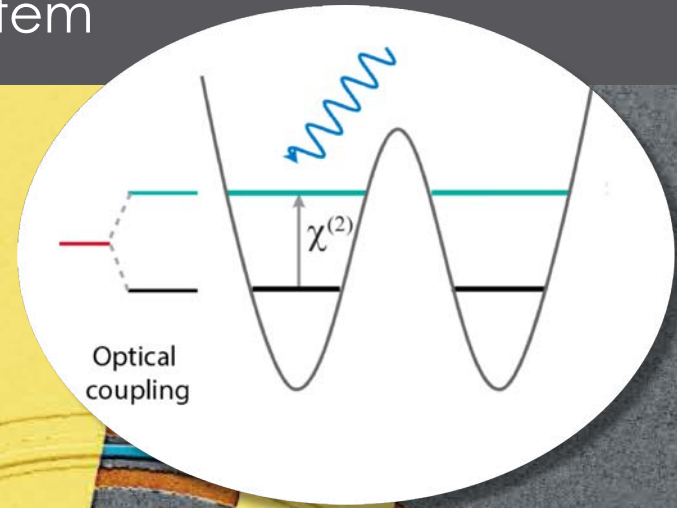


30 GHz EO Comb: FSR = 10 GHz, RF drive = 30 GHz





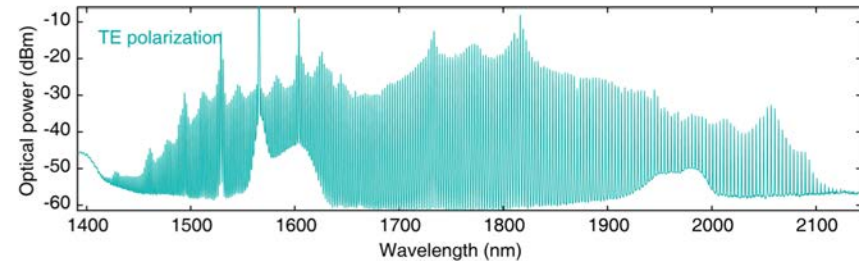
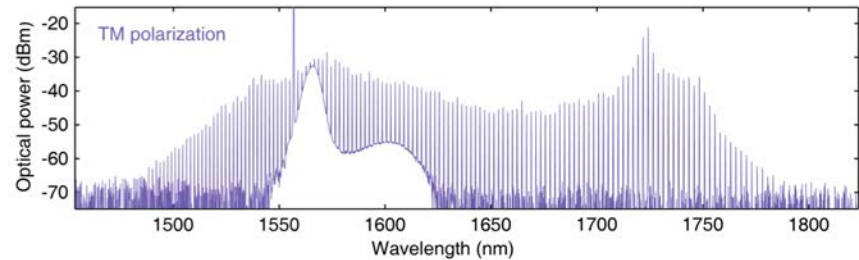
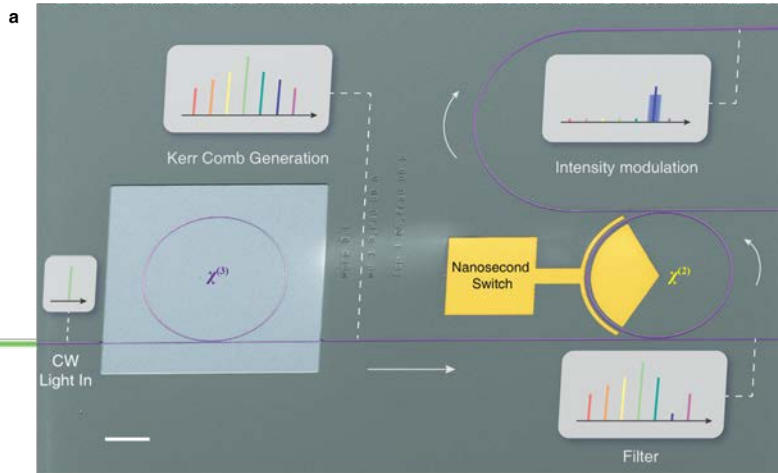
Photonic Molecule electro-optic two-level system



Optical and microwave filters,
Microwave \leftrightarrow optical conversion,
Optical memory

Kerr frequency combs integrated with filters, modulators, etc

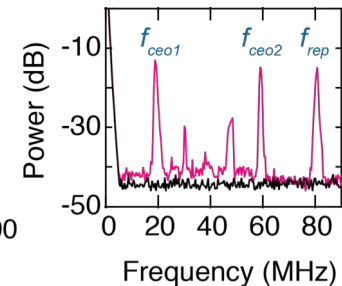
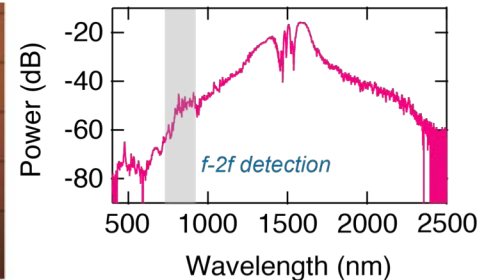

- Spans 2/3 of an octave for 100 mW in a waveguide (100 W in the ring !)



C. Wang, *Nature Comm.*, **10**, 978 (2019)

2.6 octave spanning supercontinuum source (185-pJ pulse energy used)


- Direct f_{CEO} detection with 30-dB signal-to-noise ratio



M. J. Yu, *Optics Letters*, **44**, 1222 (2019)

Periodically grooved waveguide introduces additional momentum to compensate for the phase mismatch:


C. Wang, *Opt. Express*, **25**, 6963 (2017)



Gradient metasurface manipulates the photon momentum during SHG process

⇒ **Phase-matching-free** SHG.


C. Wang, *Nature Comm.*, **8**, 2098 (2017)



Periodically poled thin film lithium niobate

- ⇒ Very efficient three-wave mixing processes
- ⇒ 20-fold increase in second harmonic generation (SHG) compared to state of the art. (3000 %/W-cm²)
- ⇒ Ideally suited for realization of OPOs, quantum frequency converters, photon pair sources, etc.

C. Wang, *Optica*, **5**, 1438 (2018)

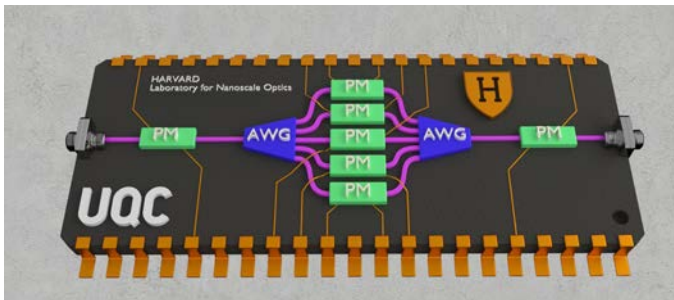
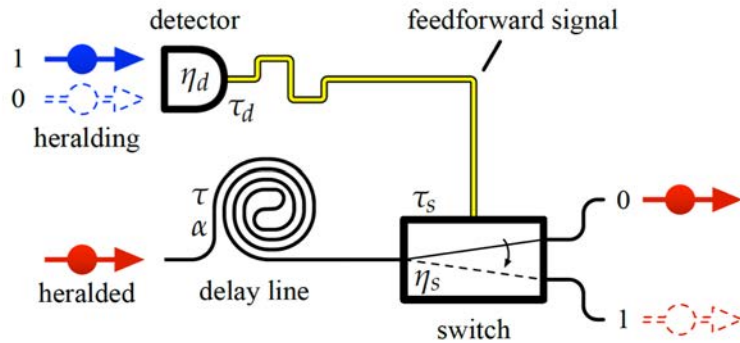


Ongoing work: Photonic Computing with LN

Photonic computation

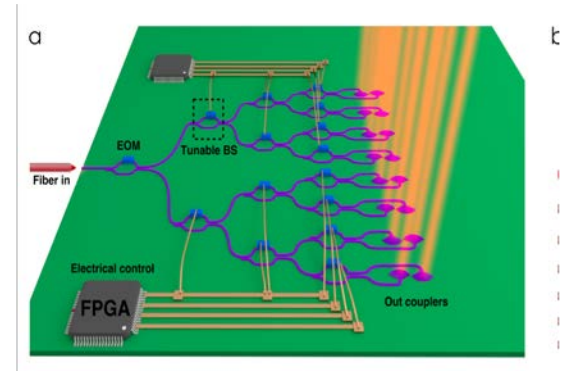
- **Quantum:**
 - path-encoded qubits
 - frequency- and time-bin encoded qubits.
- **Classical** (e.g. neuromorphic): a few photon optical nonlinearities (chi-2, photorefractive...)

O'Brien & Thompson, *IEEE JSTQE* (2016)

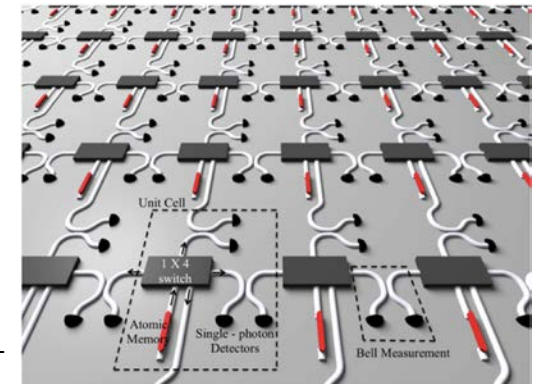


Fast photonic switch fabric:

Delivery of control signals to trapped atom and ion quantum computers, beam steering, LIDAR, etc

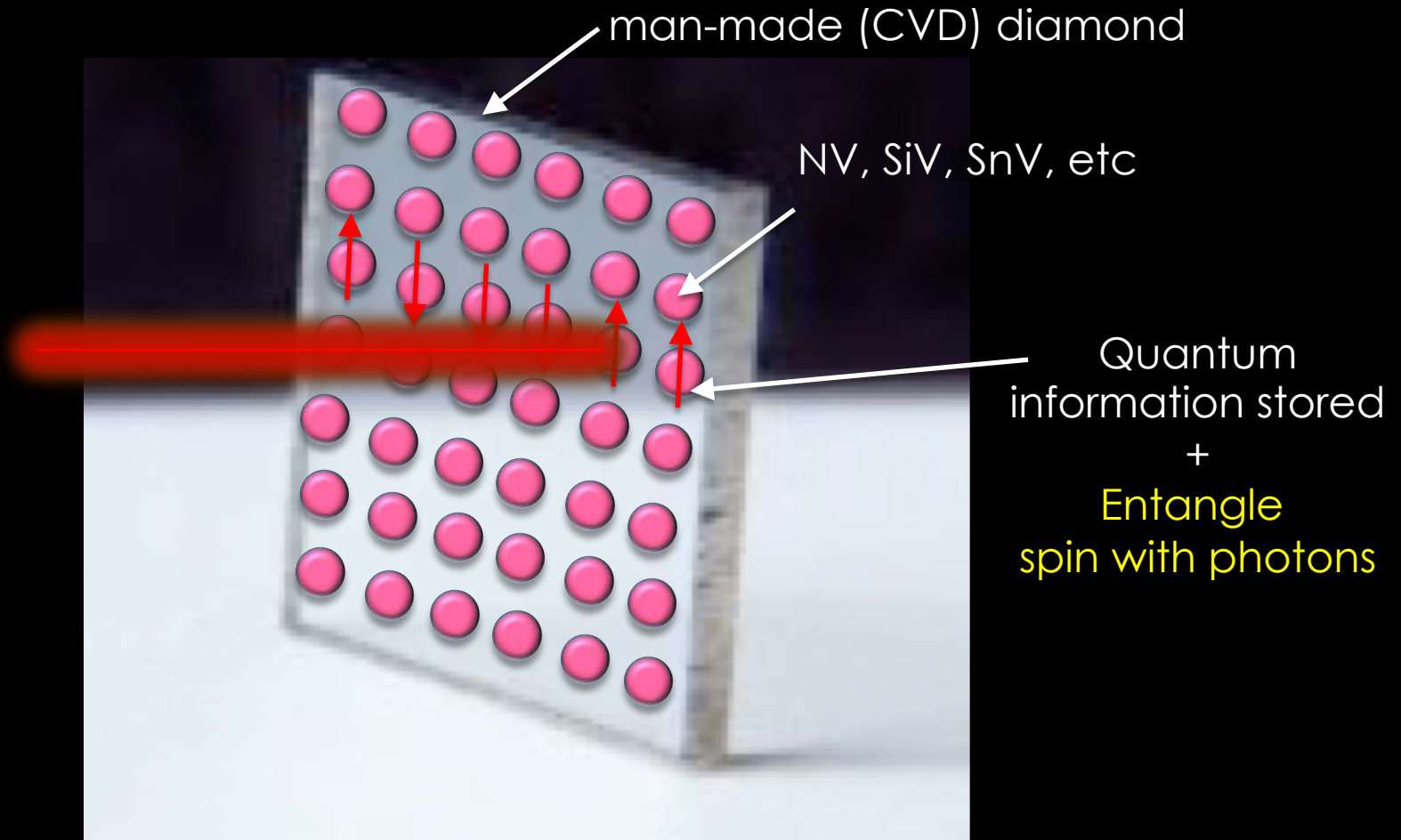


Hybrid quantum photonics combines quantum memories (e.g. diamond), shown in red, with LN photonics





Color center \Leftrightarrow atomic scale, optically
addressable, memory!



Quantum Cloud

An unprecedented **distributed computational resource** based on a network of quantum computers, quantum sensors, and atomic clocks **interfaced via secure quantum internet**.

Requirements:


- ✓ Long lived quantum memory \Leftrightarrow information is stored while entanglement is distributed
- ✗ Indistinguishable photons \Leftrightarrow good optical coherence
- ✗ Fast emission and excellent photon collection \Leftrightarrow high entanglement rates
- ✗ Low photon propagation losses \Leftrightarrow high entanglement rates



R. Hanson,
Delft



Cavity: Efficient Spin-Photon Interface



Key idea: **couple NV to a high quality factor (Q) optical resonator**

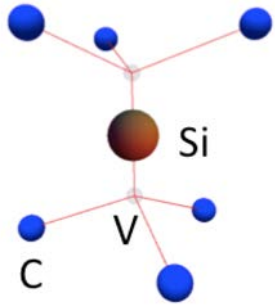

- ⇒ frequency selective enhancement of emission
- ⇒ excellent collection efficiency ~ 100%
- ⇒ cavity enhanced qubit interactions

1 μm

Monolithic, all diamond approach – devices carved inside bulk diamond crystal

State of The Art

Monolithic, all diamond nanocavity, carved inside bulk diamond crystal



Silicon-Vacancy color center (SiV):

- ✓ symmetric => no permanent dipole;
less sensitive to charge fluctuations at surfaces.
- ✓ strong zero-phonon line emission (> 70%)
- ✓ spin coherence ~ 10 ms @ 100 mK
(with dynamical decoupling)

M. Burek, et al,
Phys. Rev. Appl., **8**, 024026 (2017).


Cooperativity:
 $C=4g^2/\kappa\gamma$

2016: $C \sim 1$
2017: $C \sim 5$
2018: $C \sim 20$
2019: $C \sim 40$

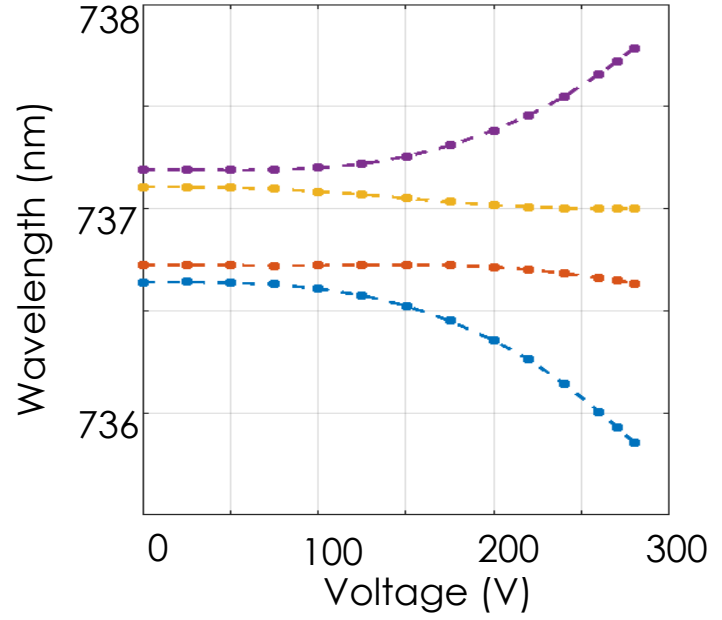
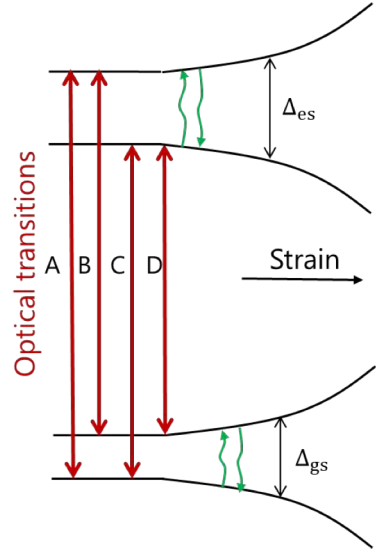
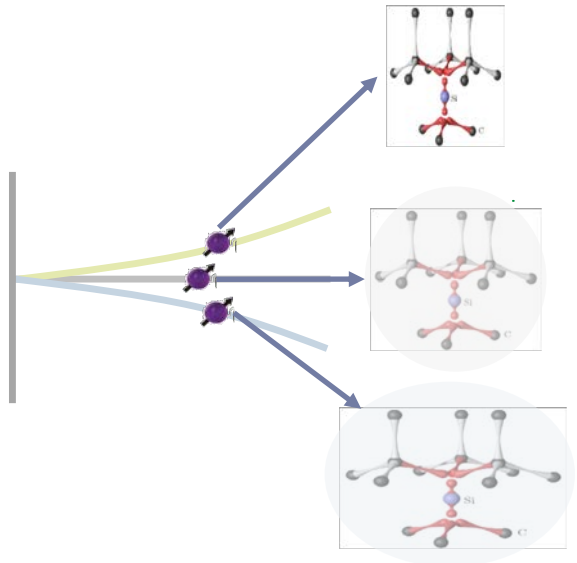
Using this platform, we demonstrated:

- **Photon number router & single photon switch with a memory:**
control pulse causes signal pulse to be transmitted or reflected;
A. Sipahigil, et al, Science, 354, 847 (2016)
- **Cavity mediated Interactions between spins** embedded inside the same cavity
R. Evans, et al, Science (2018)

Strain Tuning of SiV Spin Emission



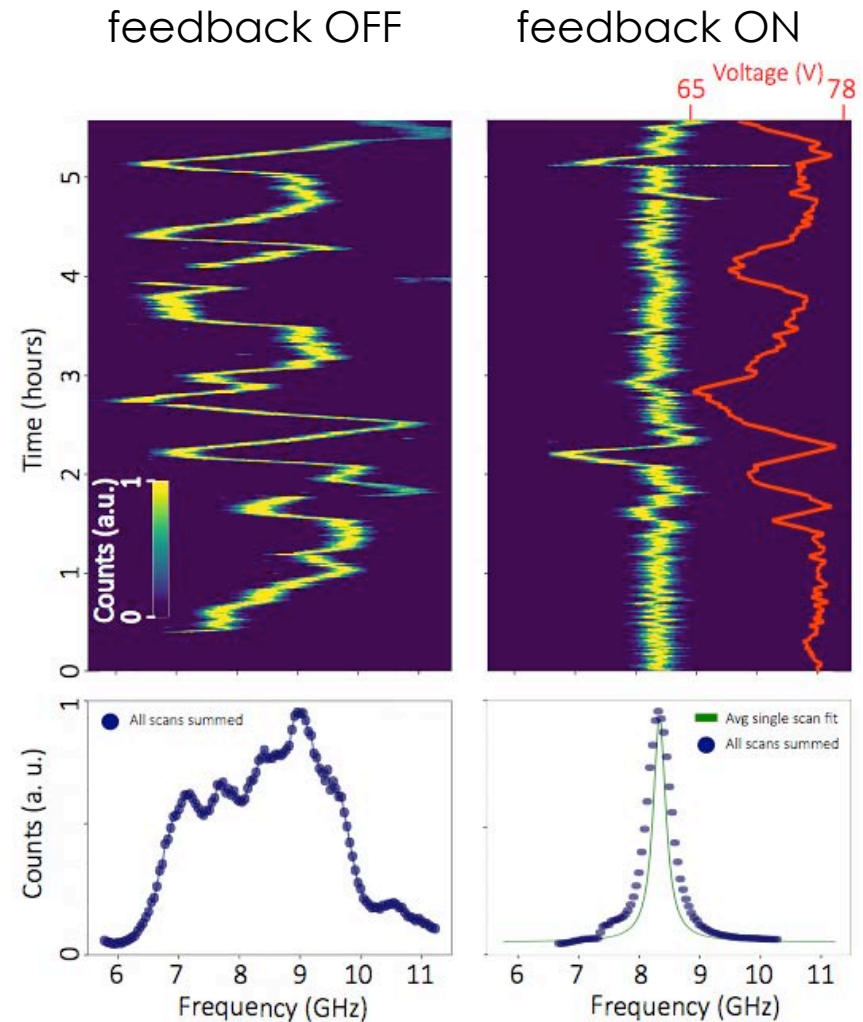

Y-I Sohn*, S. Meesala*, B. J-P Pingault* et al, Nature Comm. 9, 2012(2017)
S. Meesala*, Y-I Sohn*, et al, PRB, 97, 205444 (2018)



Strain stretches orbitals of SiV → shifts energy levels

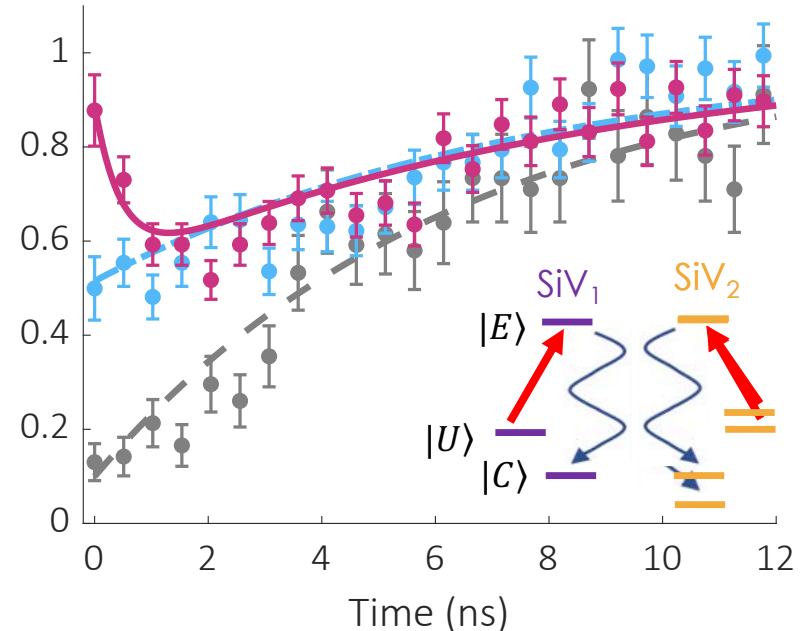
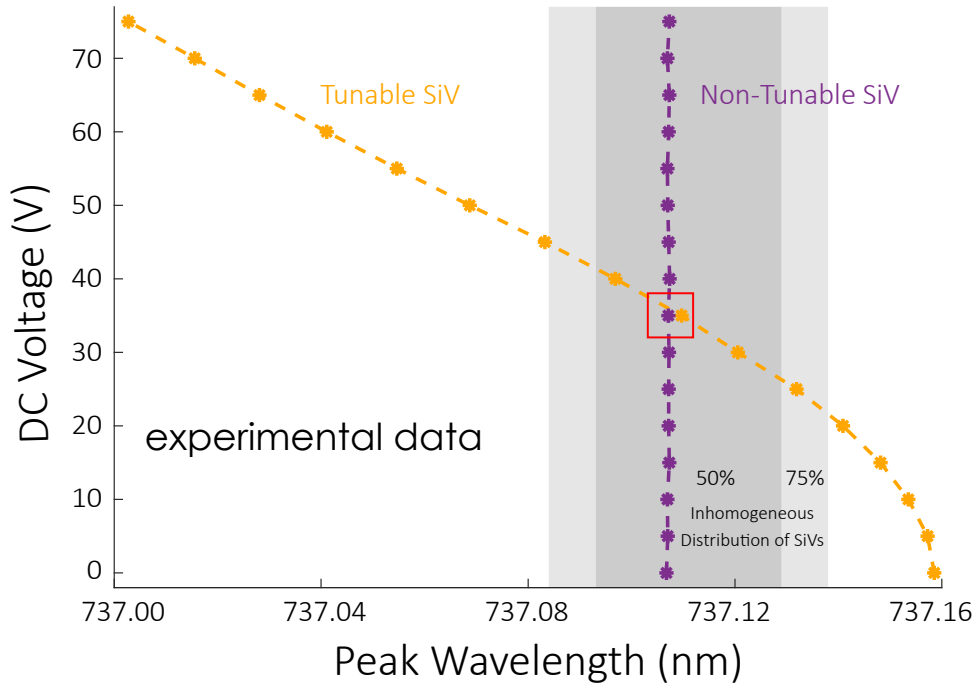
Strain Control + Efficient Collection

NEMS for strain control + efficient fiber collection

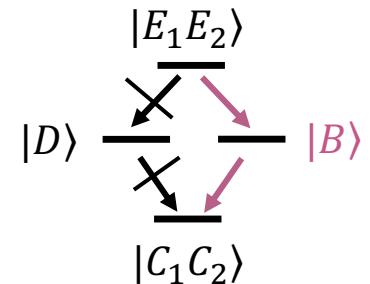




Entangled SiVs & Super-Radiance



- new tuning knob demonstrated to overcome inhomogeneous broadening
- relies on resonant interactions between SiVs:
 - ⇒ faster rates @ lower powers + longer coherence than off-resonant (Raman) interactions
- framework for novel spin-phonon interfaces!



$$|B\rangle = \frac{1}{\sqrt{2}} (|E_1 C_2\rangle + |C_1 E_2\rangle)$$

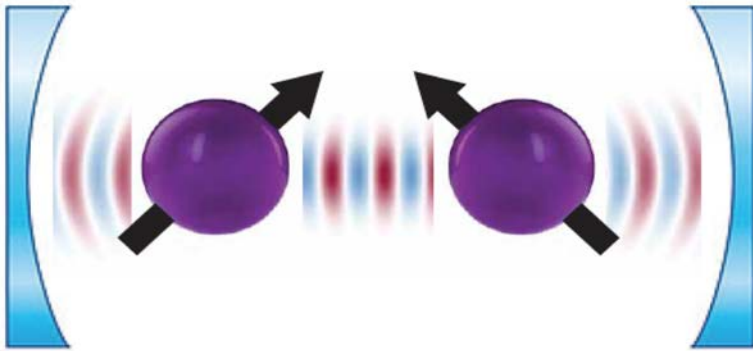
$$|D\rangle = \frac{1}{\sqrt{2}} (|E_1 C_2\rangle - |C_1 E_2\rangle)$$



Qubit Interactions

Quantum Photonics

efficient photon-mediated qubit interactions

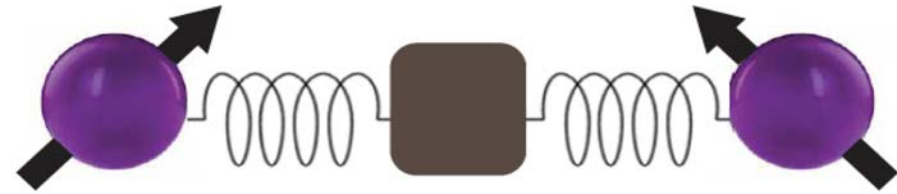


Key idea: couple color centers to optical cavities fabricated in diamond;

- ⇒ Large, frequency selective, enhancement of emission!
- ⇒ Excellent collection efficiency of emitted photons, approaching 100%!

Quantum Phononics

vibration-mediated qubit interactions



Key idea: couple color centers to mechanical resonators fabricated in diamond;

- ⇒ Leverage large strain susceptibility to realize quantum gates

Spin-Phonon cooperativity:

$$C = \frac{4g^2}{(n_{th} + 1)\kappa_m\gamma}$$

g: single spin-phonon coupling rate
n_{th}: number of thermal phonons
κ_m: mechanical damping rate
γ: spin dephasing rate

Towards Coherent Spin-Phonon Interface

SEM

OMC

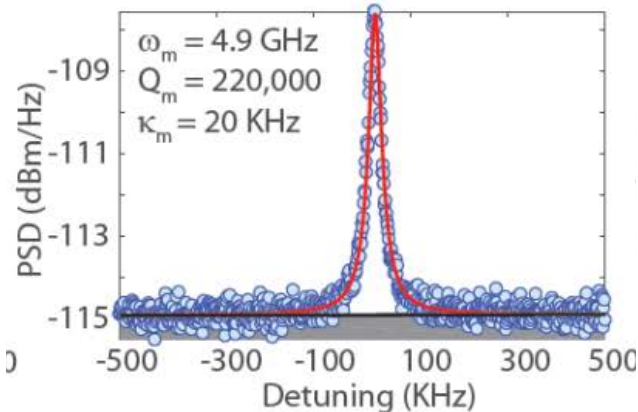
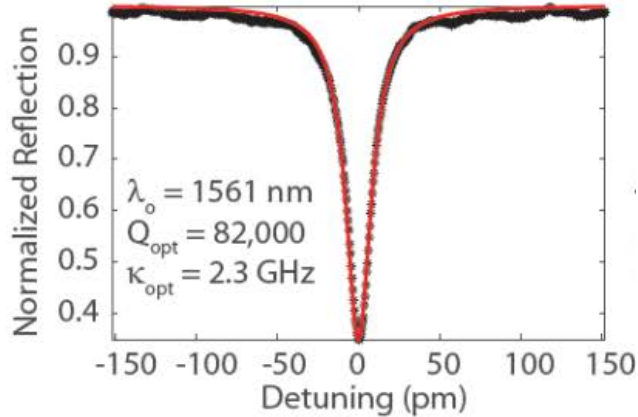
10 μm

Diamond taper

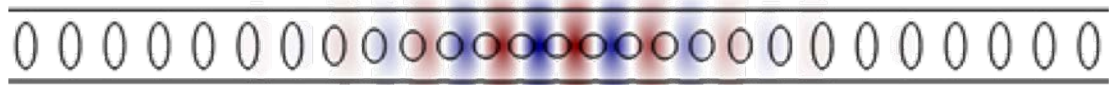
Fiber taper

Burek, *Optica*, **12**, 1404 (2016)

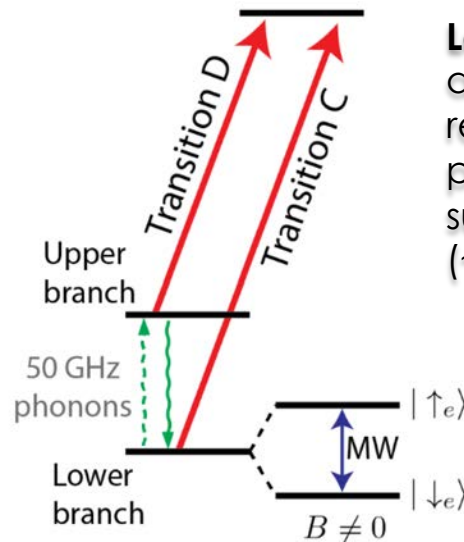
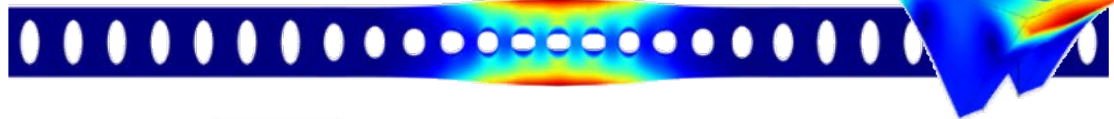
OMC (Phonons)



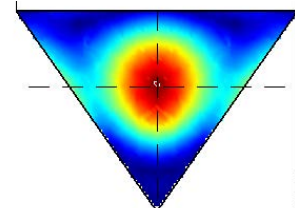
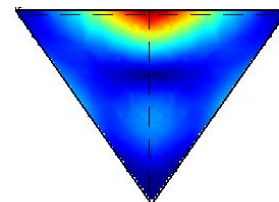
Optical cavity mode



Acoustic flapping mode



Large g due to wavelength-scale acoustic mode volumes ($\sim 1 \mu\text{m}^3$) resulting in large strain-fields per phonon ($\sim 10^{-8}$) with high strain susceptibility of the SiV ground state ($\sim 1000 \text{ THz/strain}$).





Towards Coherent Spin-Phonon Interface

SEM

OMC

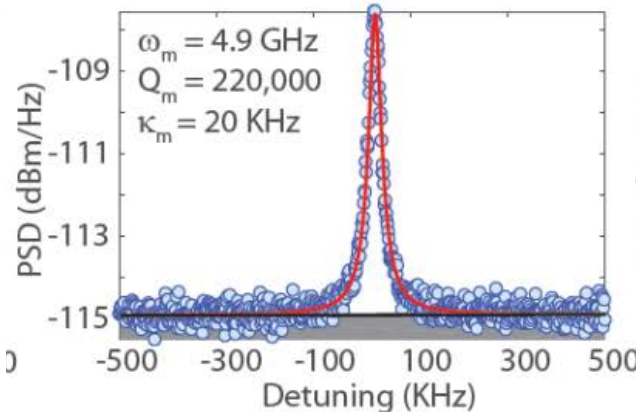
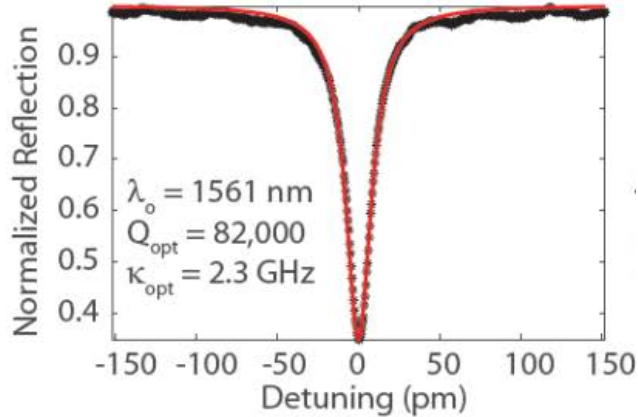
10 μm

Diamond taper

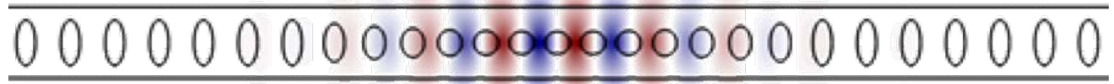
Fiber taper

Burek, *Optica*, **12**, 1404 (2016)

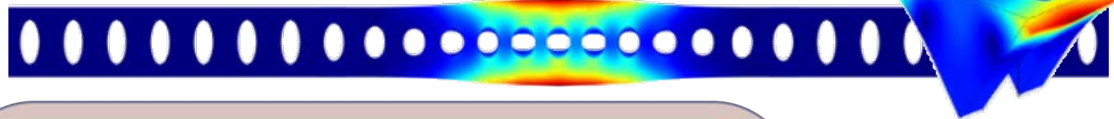
OMC (Phonons)



Optical cavity mode



Acoustic flapping mode



At 4 K: $C \sim 1$

$g \sim 1 \text{ MHz}$ (from simulation)

$$n_{\text{th}} = \frac{k_B T}{\hbar \omega_m} \sim 20$$

$$\kappa_m = \omega_m / Q_m \sim 20 \text{ kHz}$$

$$\gamma \sim 4 \text{ MHz}$$

$$\Rightarrow C \sim 1$$

At 100 mK: $C \gg 1$

$g \sim 1 \text{ MHz}$ (from simulations)

$$n_{\text{th}} = \frac{k_B T}{\hbar \omega_m} \ll 1$$

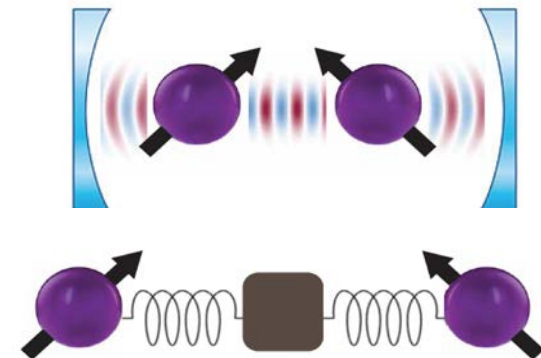

$$\kappa_m = \omega_m / Q_m \ll 20 \text{ kHz (expected)}$$

$$\gamma < 100 \text{ Hz (Sukachev et al, arXiv 2017)}$$

$$\Rightarrow C \gg 1$$

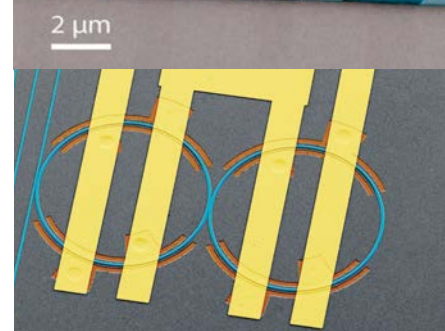


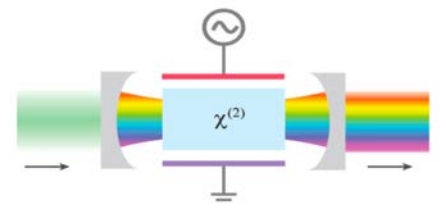


Diamond - Summary

- Developed angled-etching technique for diamond and used it to realize high Q cavities in bulk crystals
M.J. Burek, et al, Nature Comm., 5, 5718 (2014)
- Efficient spin-photon interfaces demonstrated
M. Burek, et al, Phys. Rev. Appl., 8, 024026 (2017)
- Developed approaches to increase spin-coherence using strain
S. Meesala, et al, PRB 97, 205444 (2018)
Y-I Sohn, et al, Nature Comm. 9, 2012, (2017)
- Strain-tuning used to overcome inhomogeneous broadening & spectral diffusion
B. Machielse, et al, arXiv:1901.09103 (2018)
- Cavity and waveguide mediated mediated spin-spin interactions
R. Evans, et al, Science (2018)
A. Sipahigil, et al, Science, 354, 847 (2016)
B. Machielse, et al, arXiv:1901.09103 (2018)
- Exploring coherent spin-phonon interfaces
- Still looking for the ideal color center with excellent spin and optical coherence at the same time...



LiNbO₃ - Summary

- ✓ **Low-loss integrated lithium-niobate photonics platform developed**
 - M. Zhang, et al. *Optica*, **4**, 1536 (2017) (telecom)
 - B. Desiatov et al, *Optica*, **6** 380 (2019) (visible)
- ✓ **Efficient, fast and integrated modulators with $V_{\pi} \sim 1$ V, bandwidth > 100 GHz, data rates > 200 Gbps, on-chip insertion loss < 0.5dB; fiber-fiber insertion loss < 3.4 dB**
 - C. Wang, et al, *Nature*, **562**, 101 (2018)
 - C. Wang, et. al. *Opt. Exp.*, **26**, 1547 (2018)
 - L. He, et al, *Optics Letters*, **44**, 2314 (2019)
- ✓ **Electro-optic frequency combs, both with and without cavity demonstrated**
 - M. Zhang, et al, *Nature*, **568**, 373 (2019)
 - T. Ren, et al, *Phot. Tech. Lett.*, DOI: (2019)
- ✓ **Kerr frequency comb (2/3 of an octave) and supercontinuum source (2.6 octaves)**
 - C. Wang, et al. *Nature Communications*, **10**, 978 (2019)
 - M. J. Yu, B. Desitov, et al, *Optics Letters*, **44**, 1222 (2019)
- ✓ **Thin Film Periodically Poled LN (TFPPLN) offering > 20-fold higher efficiency**
 - C. Wang, et al, *Optica*, **5**, 1438 (2018)
- ✓ **Programmable photonic molecule for coherent microwave \leftrightarrow optical transduction**
 - M. Zhang, et al. *Nature Photonics*, **13**, 36 (2019)



Work done and \$\$\$ provided by:

Harvard: LN Team

Dr. Cheng Wang
Dr. Mian Zhang
Dr. Boris Desiatov
Dr. Christian Reimer
Dr. Mengjie Yu
Dr. Neil Sinclair
Lue Wu
Jeff Holzgrafe
Tianhao Ren
Eric Puma
Lingyan He
Rebecca Cheng
Rongrong Zhu
Yaowen Hu
Bernd Kohler
CJ Xin
Jamelle Watson-Daniels
Amirhassan Shams-Ansari

BBN Raytheon

Mo Soltani
Guilhem Ribeill

Columbia

Michal Lipson
Brian Stern
Alex Gaeta
Yoshi Okawachi

Nokia Bell Labs

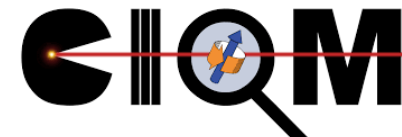
Peter Winzer
Xi Chen
S. Chandrasekhar

Stanford

Shanhui Fan

Joseph Kahn
Brandon Buscaino

Martin Fejer
Carsten Langrock
Alireza Marandi
Marc Jankowski
Jelena Vuckovic
Shuo Sun
Linda Zhang



Harvard: Diamond Team

Dr. Michael J. Burek
Dr. Stefan Bogdanovic
Srujan Meesala
Young-Ik Sohn
Linbo Shao
Smarak Maity
Cleaven Chia
Bartholomeus Machielse
Michelle Chalupnik
Graham Joe
Daniel Assumpcao
Scarlett Gauthier
Arjun Mirani

Harvard

Misha Lukin
Alp Sipahigil
Ruffin Evans
Mihir K. Bhaskar
Denis D. Sukachev C.
T. Nguyen

Element 6

Matt Markham
Dan Twitchen

U. Maryland

Edo Waks
Shariar Aghaeimeibodi

U. Cambridge

Mete Atature
Benjamin Pingault
Mustafa Gündoğan
Camille Stavrakas

Sandia


Edward Bielejec



HYPERLIGHT


info@hyperlightcorp.com

We design and produce integrated optical circuits with the potential to reshape the world's relationship with optical data.




A COLOSSAL SMALL-SCALE BREAKTHROUGH.

We've invented unique processes and designs for fabricating integrated, chip-scale Lithium Niobate (LN) modulators with extremely low signal loss



PROVEN TRANSFORMATIVE.

Our technology was developed from research at Harvard University where it inspired multiple publications in the journal Nature.



ENABLING NEW LEVELS OF OPTICAL PERFORMANCE.

Our low-loss integrated lithium niobate circuits are enabling novel functionalities from communication to spectroscopy.